

Chapter 9. Treatment History

The Nevada Medicaid and Nevada Check Up Provider Web Portal allows DME, Vision, Audiology and Dental providers, or their delegates, the ability to search recipient treatment history online through the secured areas of the Provider Web Portal. The online Treatment History search can be used instead of the paper Durable Medical Equipment (DME) and Vision History Request (FA-2) and Dental History Request (FA-26A) forms.

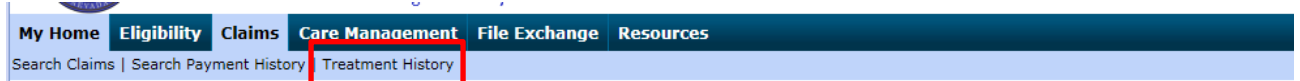
9.1 Gaining access to Treatment History

To access the Treatment History page:

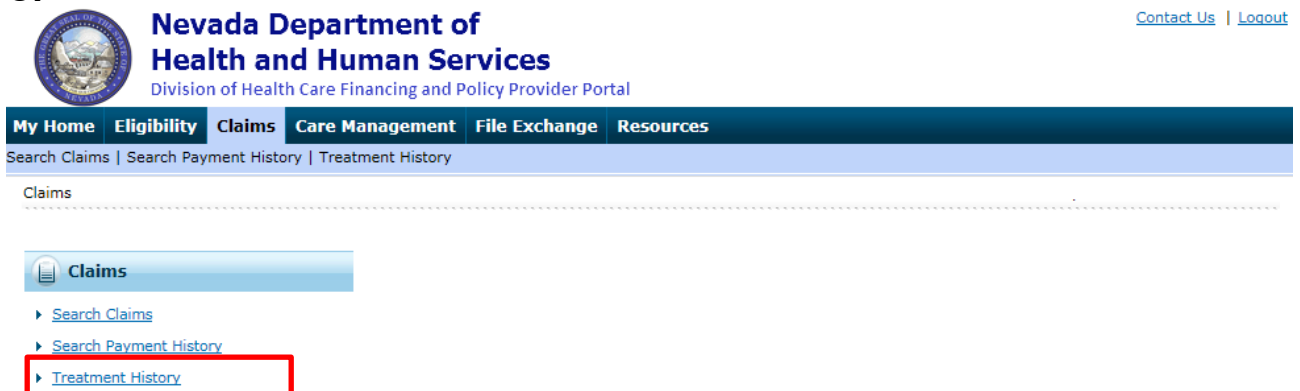
1. Log into the Provider Web Portal.



2. On the "My Home" page, under "Claims" click the "Treatment History" link:



Or



3. The Treatment History page will display.

Use the “Medical” tab for DME, Vision and Audiology searches.

- Enter the Recipient’s Medicaid ID.
- Check the “I accept” checkbox.
- Enter the Procedure Code. (If the entered procedure has a lifetime limit, the date period will automatically update to “Lifetime” and the “Service From Date” and “To Date” fields will be greyed out and disabled.)

*Service From Date 1/1/1977 To Date 1/20/2016 Lifetime

- Service Date: Enter the “Service From Date” and “To Date” or check “Lifetime” to view treatment history for the procedure identified over the lifetime of the recipient.
- Click “Search” to initiate the search.
- Click “Reset” to clear all fields.

Note: The code history search is done by code requested. For example if you do a search using procedure code K0815, the search results will only return a history of paid claims for K0815 for the recipient.

Search Treatment History

Medical Dental

* Indicates a required field.

The search feature retrieves PAID claim records for a particular recipient ID as of the timeframe submitted. There could be claims in progress that could change the results of this search. Only service codes with limitations will return results. This is also not a guarantee of payment.

Enter the recipient ID, date of service from and to date, then click **Search**. Select **Lifetime** to view treatment history for the procedure identified over the lifetime of the recipient. Click **Reset** to clear all fields.

Recipient Information

*Recipient ID

I confirm that this search is only being performed for recipients that are currently being treated. I understand that all treatment history search information is logged by DHCFP. I also agree that I will not run automated searches.

* I accept I have read and agree to the Terms of Agreement

Service Information

Procedure Code Type CPT/HCPCS *Procedure Code

*Service From Date To Date Lifetime

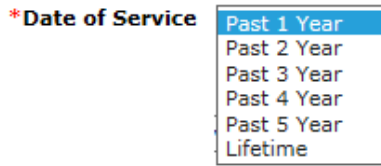
Search Reset

Use the “Dental” tab for Dental searches.

- Enter the Recipient’s Medicaid ID.
- Check the “I accept” checkbox.
- Enter the Procedure Code. (If the entered procedure has a lifetime limit, the “Date of Service” drop-down will automatically update to “Lifetime.”)

*Procedure Code D1351-DENTAL SEALANT PER TOOTH Date of Service Lifetime

- Date of Service: Select the date range from the drop-down list or select "Lifetime" to view treatment history for the procedure identified over the lifetime of the recipient.



- Tooth Number (Optional): Select the tooth number from the drop-down list if applicable. Tooth Number defaults to Any Tooth.
- Tooth Surface (Optional): Select the Tooth Surface from the drop-down list if applicable. Tooth Surface defaults to Any Surface.
- Click "Search" to initiate the search.
- Click "Reset" to clear all fields.

Note: The code history search is done by code requested. For example, if you do a search using procedure code D0330, the search results will only return a history of paid claims for D0330 for the recipient.

Search Treatment History ?

Medical Dental

* Indicates a required field.

The search feature retrieves PAID claim records for a particular recipient ID for the timeframe submitted. The date of service is based on the time period before the current date, or lifetime. There could be claims in progress that would change the results of this search. Only service codes with limitations will return results. This is also not a guarantee of payment.

Enter the recipient ID, date of service, procedure code, tooth number and optional tooth surface, then click **Search**. Click **Reset** to clear all fields.

Recipient Information

*Recipient ID

I confirm that this search is only being performed for recipients that are currently being treated. I understand that all treatment history search information is logged by DHCFP. I also agree that I will not run automated searches.

* I accept I have read and agree to the Terms of Agreement

Service Information

*Procedure Code *Date of Service

Tooth Number Tooth Surface

Predictive Search: For both Medical and Dental searches, the procedure code modifier and provider specialty allows for wildcard searching. This can be done by entering two asterisks and the first 10 codes will be displayed in the list for selection or enter the first two numbers of the code. For example, enter ** or T4 in the "Procedure Code" field and a list of matching codes will display.

***Procedure Code**

Tooth Number

- D0120-PERIODIC ORAL EVALUATION
- D0140-LIMIT ORAL EVAL PROBLM FOCUS
- D0145-ORAL EVALUATION PT < 3YRS
- D0150-COMPREHENSVE ORAL EVALUATION
- D0160-EXTENSV ORAL EVAL PROB FOCUS
- D0170-RE-EVAL,EST PT,PROBLEM FOCUS
- D0180-COMP PERIODONTAL EVALUATION
- D0190-Screening of a patient
- D0191-Assessment of a patient
- D0210-INTRAOR COMPLETE FILM SERIES

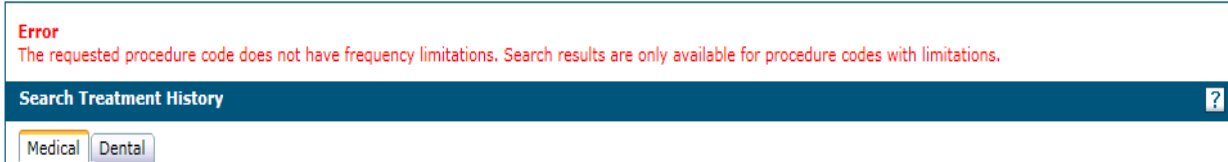
***Procedure Code**

To Date

- T4521-ADULT SIZE BRIEF/DIAPER SM
- T4522-ADULT SIZE BRIEF/DIAPER MED
- T4523-ADULT SIZE BRIEF/DIAPER LG
- T4524-ADULT SIZE BRIEF/DIAPER XL
- T4525-ADULT SIZE PULL-ON SM
- T4526-ADULT SIZE PULL-ON MED
- T4527-ADULT SIZE PULL-ON LG
- T4528-ADULT SIZE PULL-ON XL
- T4529-PED SIZE BRIEF/DIAPER SM/MED
- T4530-PED SIZE BRIEF/DIAPER LG

9.2 Possible Error Messages

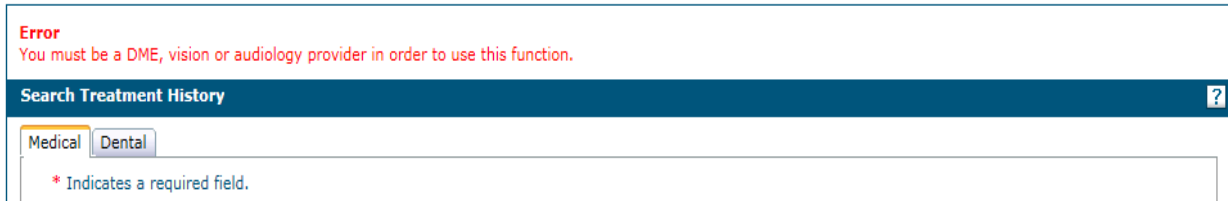
Only service codes with limitations will return results. If the procedure code does not have limitations, the following error message will display: “The requested procedure code does not have frequency limitations. Search results are only available for procedure codes with limitations.”



If you are not a DME, Vision, Audiology or Dental provider type, you cannot use the Treatment History search feature. The following error messages will display if a non DME, Vision, Audiology or Dental provider type tries to search using Treatment History.


On the “Medical” tab:

“You must be a DME, vision or audiology provider in order to use this function.”



On the “Dental” tab:

“You must be a dental provider in order to use this function.”



If you are a DME, Vision, Audiology or Dental provider type, use Treatment History to search for codes that your provider type is allowed to bill for. If you do a search for a procedure code that you are not allowed to bill for, the following error message will display: “The NPI associated with your user ID is not allowed to bill for the procedure code.”

